



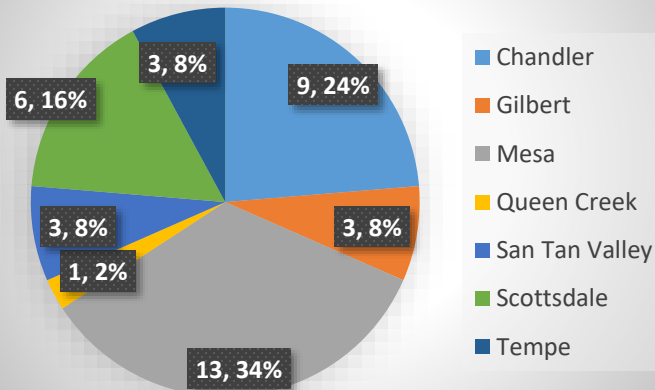
ABOUT THE WOMEN WE SERVE IN THE SCHOLARSHIP AND MENTORING PROGRAM

Fall 2025 Scholars

38 total

(figures in the charts show the raw number
separated by a comma from the percentage of the total)

East Valley Residency

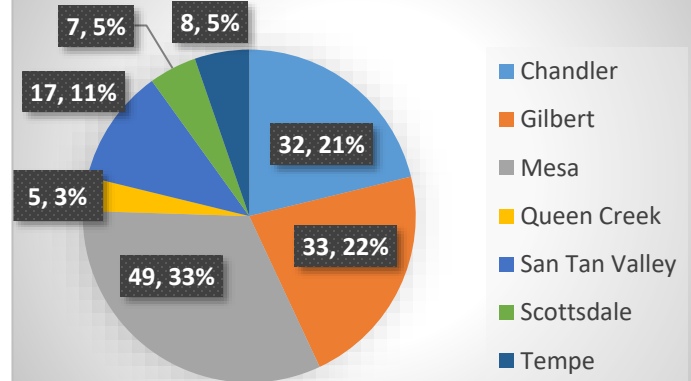


All Scholars

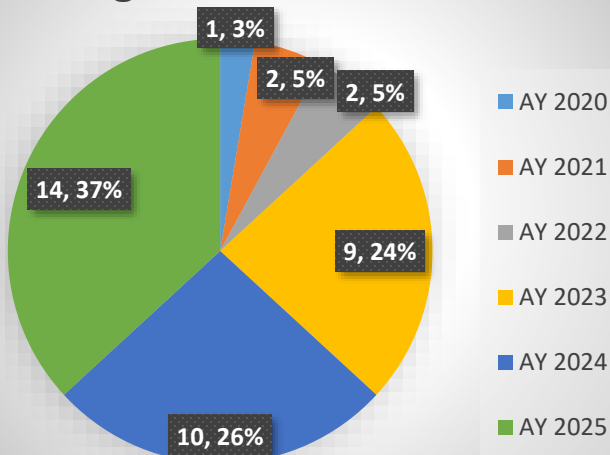
151 total

(figures in the charts show the raw number
separated by a comma from the percentage of the total)

East Valley Residency

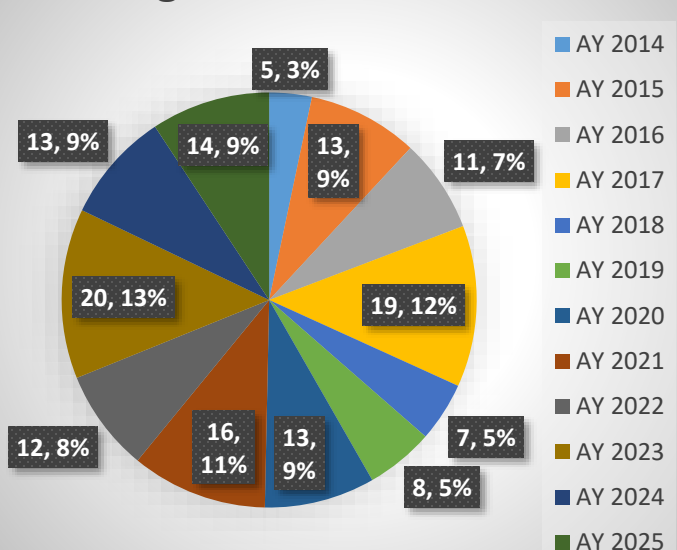


Began w/Positive Paths



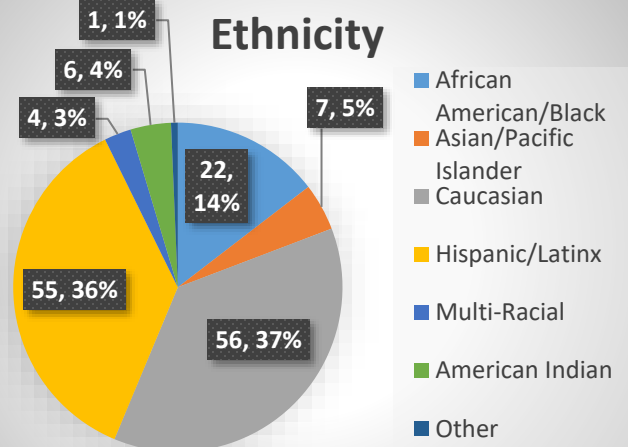
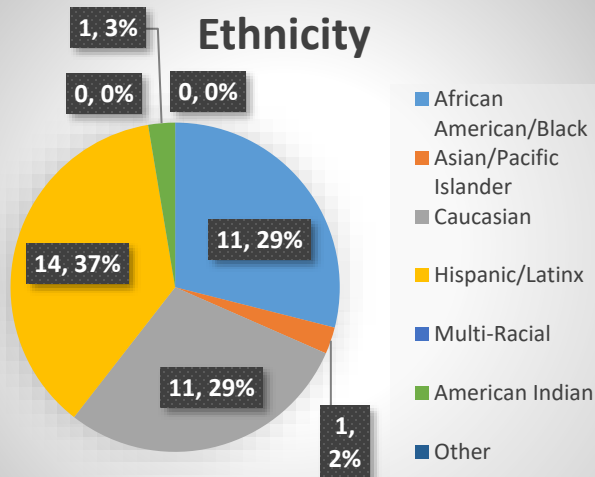
AY means Academic Year
(for example, the scholar started with
Positive Paths in Fall 2020)

Began w/ Positive Paths

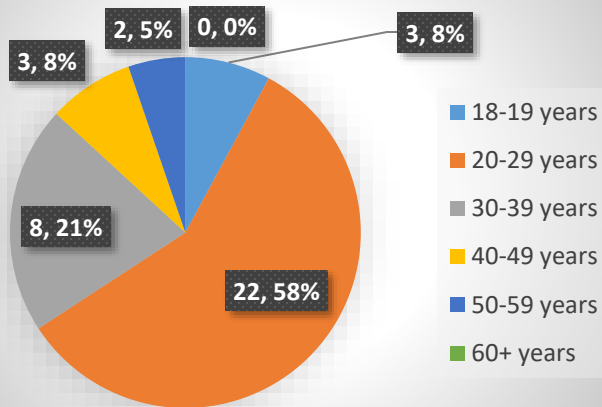


Fall 2025 Scholars

All Scholars

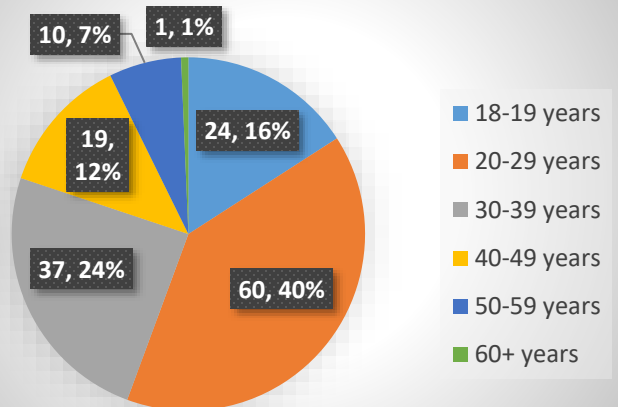


Age at Time of Entry

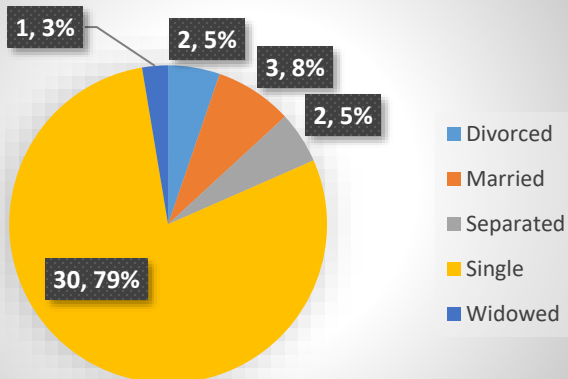


Average age is 29

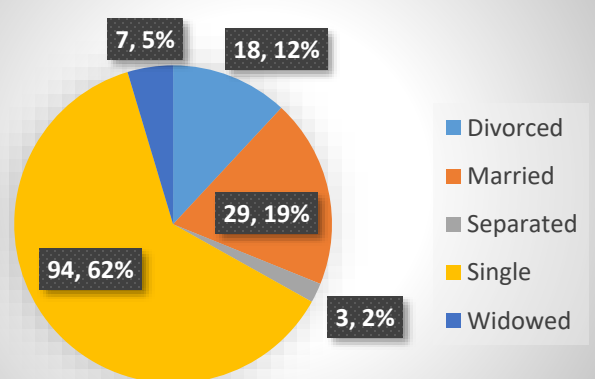
Age at Time of Entry



Marital Status

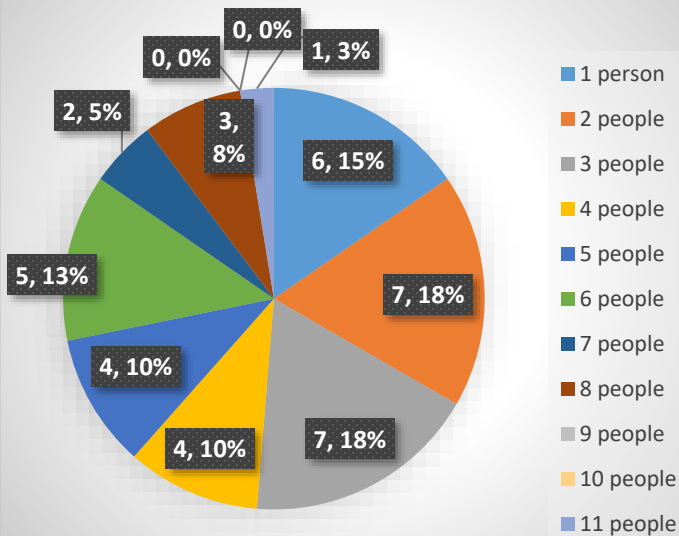


Marital Status



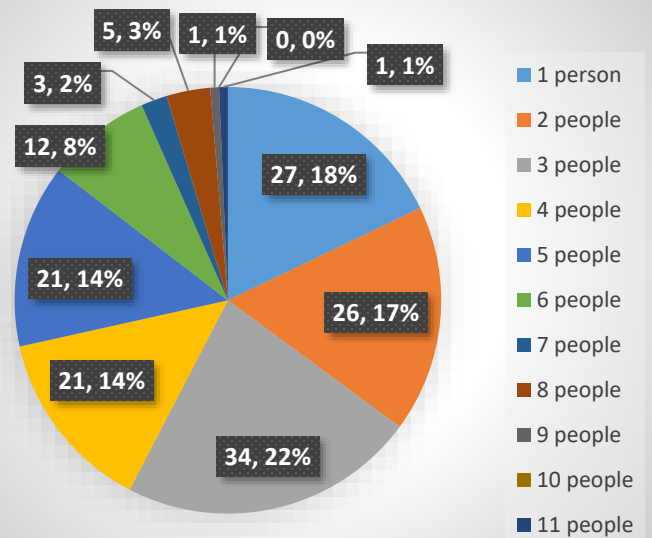
Fall 2025 Scholars

Number of People in Family

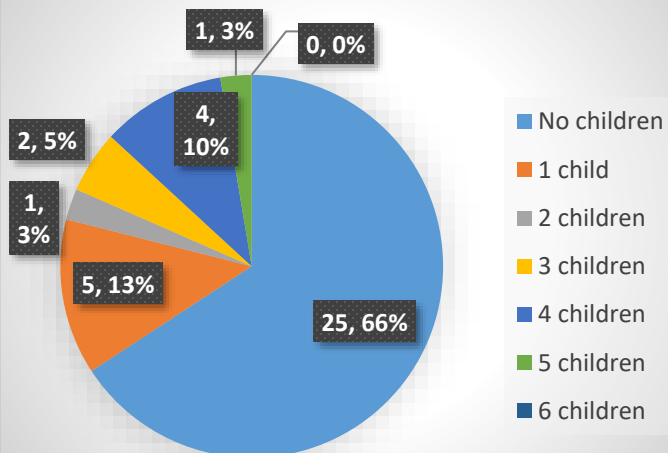


All Scholars

Number of People in Family

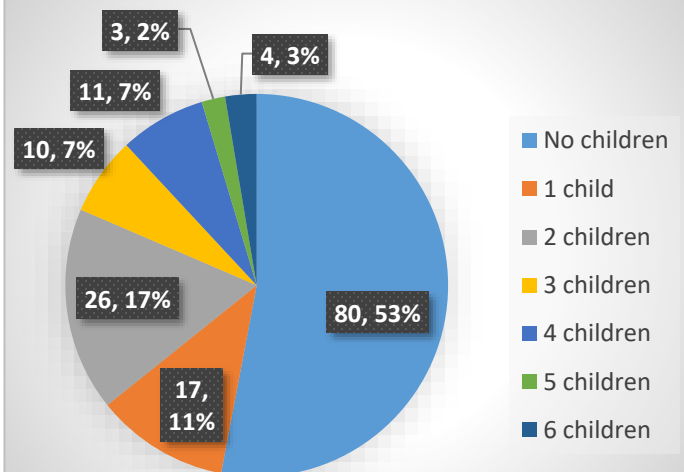


Number of Children



9 (24%) of the women are single parents

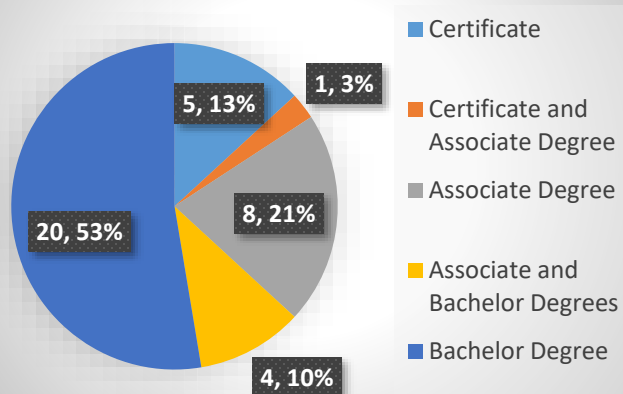
Number of Children



44 (29%) of the women are single parents

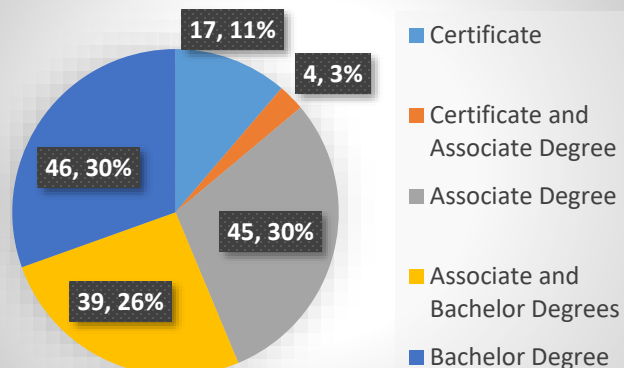
Fall 2025 Scholars

Educational Goal

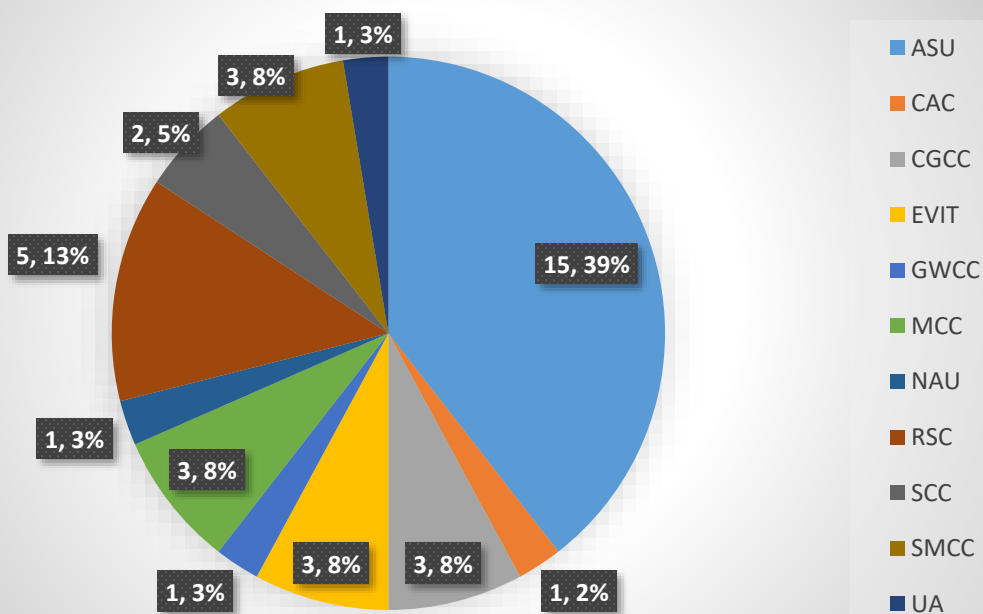


All Scholars

Educational Goal

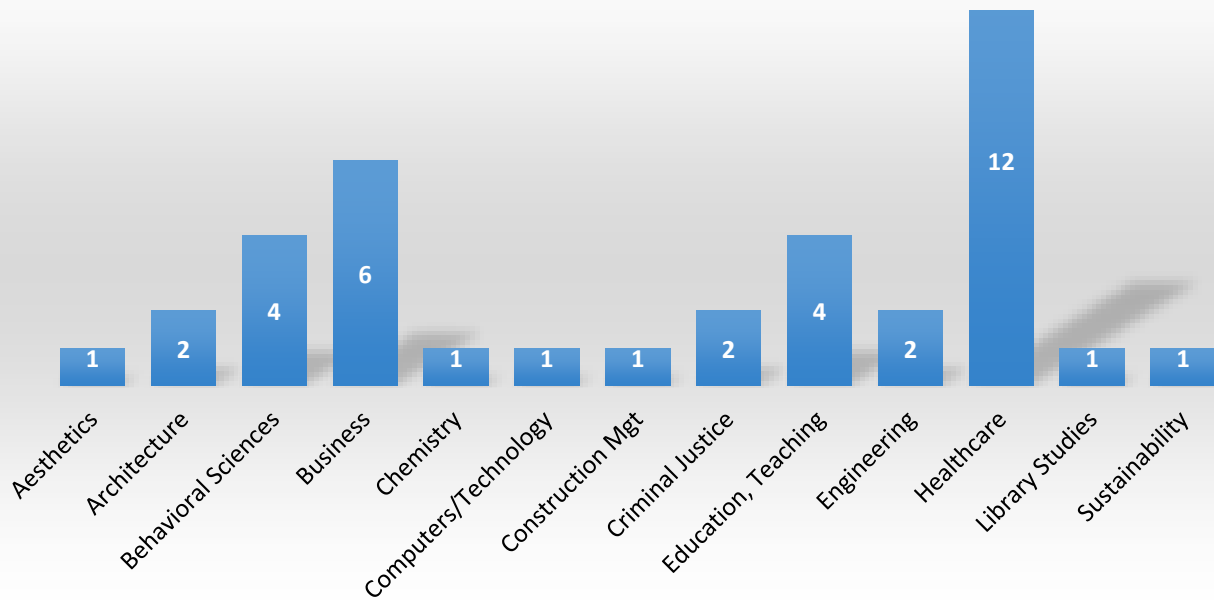


School Enrollment for 2025

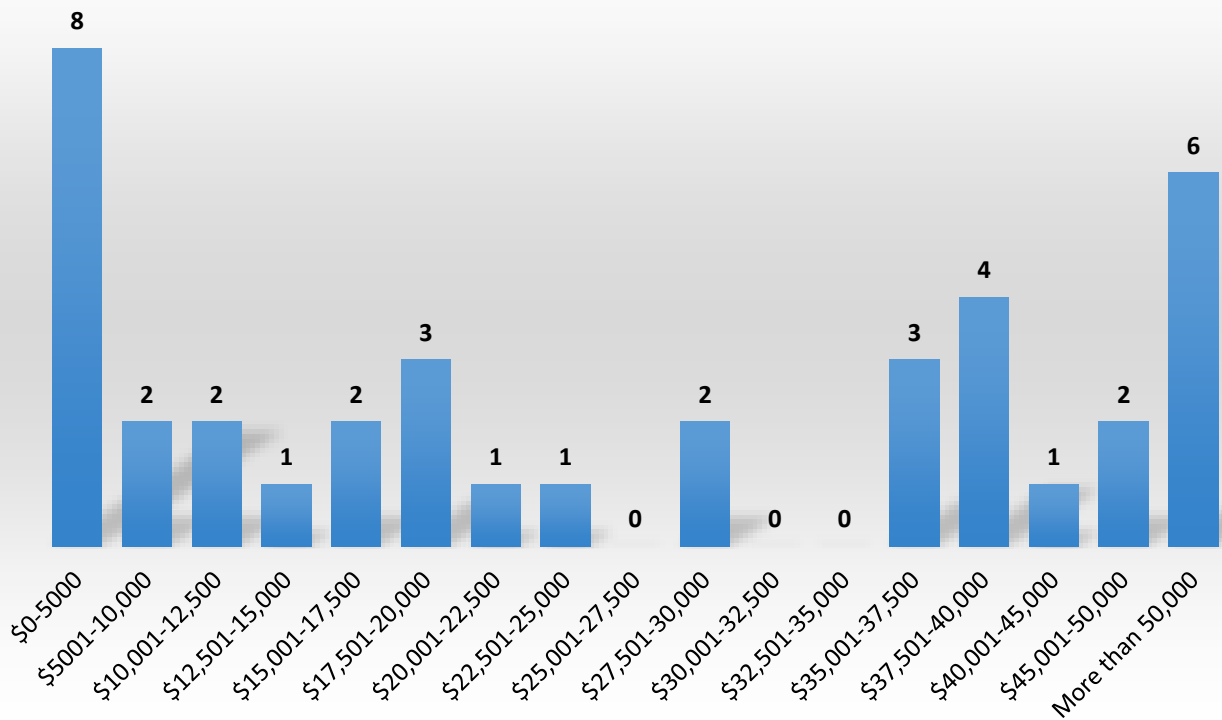


Arizona State University (ASU)
 Central Arizona College (CAC)
 Chandler-Gilbert Community College (CGCC)
 East Valley Institute of Technology (EVIT)
 GateWay Community College (GWCC)
 Mesa Community College (MCC)
 Northern Arizona University (NAU)
 Rio Salado College (RSC)
 Scottsdale Community College (SCC)
 South Mountain Community College (SMCC)
 University of Arizona (UA)

Career Interests for 2025



Total Household Income for 2025



58% of the household incomes are under \$30,000
 84% of the household incomes are under \$50,000

Other information (Fall 2025, 38 women) <ul style="list-style-type: none"> • 16 (42%) have experienced poverty • 11 (29%) are caring for a loved one, other than their children • 5 (13%) have experienced violence • 19 (50%) are the first-generation of their family to attend college • 5 (13%) have experienced homelessness • 4 (11%) have physical health challenges • 8 (21%) have mental health challenges • 6 (17%) are immigrants and/or refugees • 1 (3%) has aged out of foster care • 12 (32%) are bilingual 	Other information (All Scholars 2014-2025, 151 women) <ul style="list-style-type: none"> • 61 (40%) have experienced poverty • 44 (29%) are caring for a loved one, other than their children • 28 (19%) have experienced violence • 50 (33%) are the first-generation of their family to attend college • 25 (17%) have experienced homelessness • 5 (3%) have physical health challenges • 17 (11%) have mental health challenges • 15 (10%) are immigrants and/or refugees • 2 (1%) have aged out of foster care • 48 (32%) are bilingual
---	---

Successful Outcomes

87 of the 113 of the women who have been in the program have graduated with their degrees (77%).

To put this in perspective, for 2020, the National Center for Education Statistics (NCES) reports that at public 4-year institutions 63% of students completed a bachelor's degree within 6 years. Among first-time, full-time undergraduate students who began seeking a certificate or associate's degree at a public 2-year institution, 34% attained their credential within 4 years. For at-risk students, the percentage of completers varies by institution, but the national averages are far below the 63% and 34% marks.

**Thus, 77% completion with at-risk individuals is outstanding.
We attribute this to the extraordinary effort of our scholars,
coupled with financial support and great mentoring.**